



Zhejiang VASUNG Tools Co.,Ltd.

FEK- 5ND Terminal Crimping Machine



Pneumatic Type

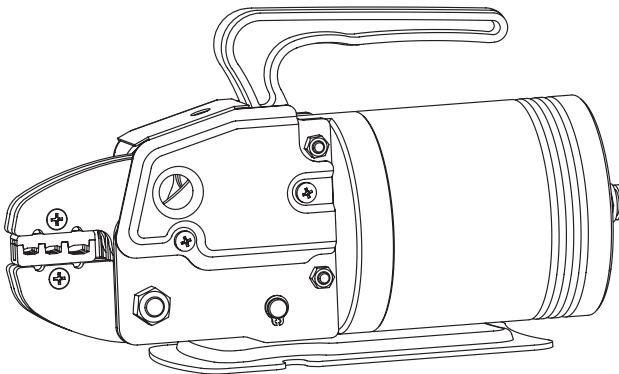
In order to ensure the safe use, please read this operation instruction carefully before operation

Product parameters

Name	Pneumatic Type Crimping Machine
Model	FEK-5ND
Crimping range	Pre-insulated terminals, 6.0mm ²
Air pressure range	0.5-0.6MPa
Air Flow	34L/min (Crimping times: 30 times per minute)
Output	1.3T(at 0.5MPa)
Weight	2.0Kg
Overall dimension	230 × 187 × 100mm



Accessories included

Name	Quantity
Air tube	1
Foot pedal (Common type or pressure protected type for selection)	1
Pressure regulating valve (Matched with airfilter or lubricator)	1
Operation instruction	1
Crimping Die Set	1



Production description

FEK-5ND can replace the manual crimping tool. You can work free from the boredom, repeated manual crimping mode with the pneumatic crimping machine, the crimping speed is 10 times of the manual crimping tools, it has a greater cost advantage, and it is applicable for the international standard welding or tubular electrical connection termination crimping, the materials of the precision die sets is made of high quality alloy steel by the special heat treatment process, it is with the advantages of fast replacement, quick crimping, reliable firmness after crimping.



The crimping dies used for FEK-5ND are interchangeable with the fixture of the manual crimping tools produced by the company. There are many types of terminal crimping die sets for selection on page 6.



This product model it is equipped with the only Feierke pressure regulating valve from the entire line. If customers have special needs for crimping terminals, can be provided on request samples of custom die sets.

Operation Instruction for FEK- 5ND

Product features

1. Multiple purpose, it can crimp different terminals with different crimping die sets.
2. The common type or pressure protected type foot switches are for selection. The machine is equipped with pressure regulator to ensure precise crimping.
3. Light, portable, easy and quick crimping to ensure high efficiency operation. It can crimp about 1200 times per hour.

Operating instructions

It is recommended for the user to read this instruction manual carefully before using this equipment, to be familiar with the use method and technology performance indexes of the equipment.

■ Used method

Please connect to the air tube in accordance with the corresponding markings of the equipment and accessories,

- Open the air source, the crimping can be conducted only after the clamp head of the equipment in open state.
- After the fixture is installed, slowly step on the foot air valve so that the machine can operate at low speed, to check the installation situation of the fixture.
- Place the crimping terminal in the corresponding fixture position, step on the foot air valve, release the air valve after the completion of the crimping.
- The crimping speed can be manually controlled according to the speed when stepping on the air valve, or adjusted by selecting the matched pipe joint with the throttling valve.

■ Service conditions and notes

- The fluid used for the equipment: compressed air.
- Use environment and fluid temperature: 5 ~ 60°C .
- The medium used for the equipment cylinder can be used only after it is filtered by filter element of 40 um and above (i.e., the air source used for the cylinder shall be used after it is filtered by air filter
- The corresponding air tube and joint shall be chosen for the pipeline connecting to the equipment and internal dirty objects must be removed, in order to prevent the sundry into the cylinder from damage to the cylinder.
- When crimping big square terminals, please ensure the air source and air pressure is sufficient.

- If it is used in low temperature environment, the antifreeze measures shall be taken to prevent the water in the system from freezing.
- Suggestion: The medium used for the cylinder can be used after the lubricant is filled (i.e. the oil sprayer is installed in the air supply pipeline; It is proposed to use the turbine oil No. 1 ISOVG32).

■ Maintenance and Storage Notes

- Before using, the connection positions of the sliding shafts of the machine should be filled with a little lubricating oil to extend the service life of the machine.
- The product is the pneumatic product, it shall not be placed in the high temperature and low temperature, high humidity environments no matter when use or store.
- In no use, it shall be kept clean and dry to avoid rust, the removed intake and exhaust ports shall be blocked with the dust cap or taken the other dust prevention measures

■ Crimping die sets replacement method

- Shut off the air source to avoid the risk caused by the improper operation.
- Remove the screws which fixed the crimping die sets with the screwdriver supplied together with the machine.
- Replace it with the required crimping die sets, and then fasten the screws again.

■ Notes when loading and unloading the crimping die sets

- The crimping die sets are used in pairs, when installing, please confirm that the upper and lower die sets are in the centered positions.
- After installing the die sets, slowly step on the foot air valve, so that the machine can operate at low speed, to check the installation situation of the crimping die sets.



-The large metal parts or materials cannot be fed into the crimping die sets for avoiding to damaging the crimping die sets.


-Based on security reasons, FEK-5ND is prohibited to transform and the part is prohibited to replace and change without authorization.

Operation Instruction for FEK- 5ND

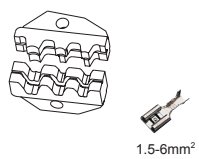
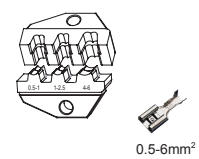
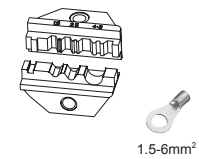
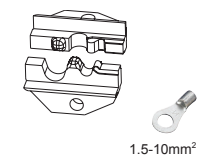
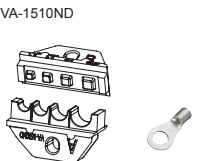
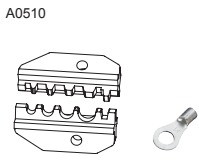
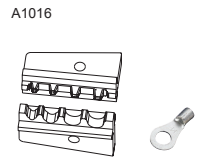
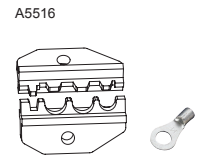
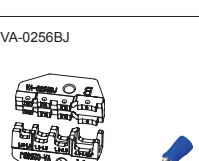
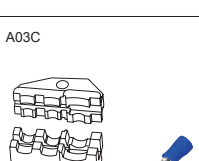
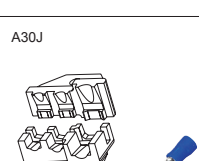
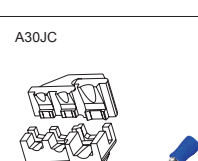
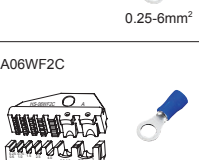
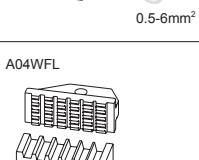
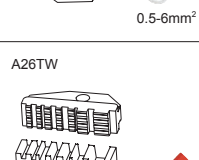
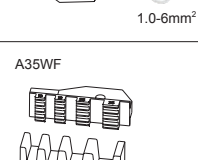
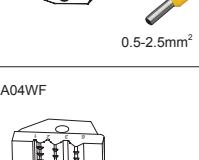
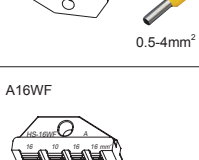
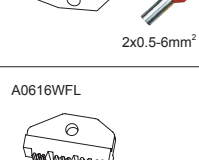
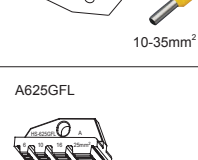
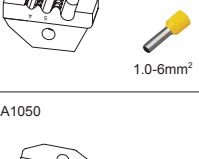
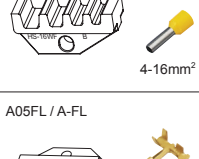
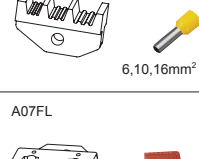
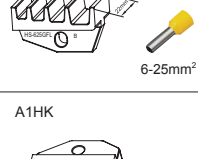
Quality assurance

Our guarantees that all products are strictly performed the quality inspection before leaving the factory, the company will provide you with the perfect after-sale security services in accordance with the regulations of three guarantees for products. The company will provide you with the quality assurance of **12 months** under normal service conditions from the date of purchase. The followings are not cover by the warranty scope:







- Application of the non-provisions of FEK-5ND.
- Inappropriate workplace
- Inappropriate application and application beyond the provisions of the operating instructions.
- Reformation of FEK-5ND without authorization
- Continuous use of FEK-5ND under the failure situation
- Continuous use after crimping more than 500,000 times. It shall be maintained by the manufacturer after crimping more than 500,000 times.
- Inappropriate die installation/repair
- No use of original crimping die sets and original spare parts.



DIE SETS FOR SELECTION

<p>A03B</p>  <p>1.5-6mm²</p>	<p>A03BC</p>  <p>0.5-6mm²</p>	<p>A10</p>  <p>1.5-6mm²</p>	<p>A101</p>  <p>1.5-10mm²</p>
<p>VA-1510ND</p>  <p>1.5-10mm²</p>	<p>A0510</p>  <p>0.5-10mm²</p>	<p>A1016</p>  <p>0.5-16mm²</p>	<p>A5516</p>  <p>5.5-16mm²</p>
<p>VA-0256BJ</p>  <p>0.25-6mm²</p>	<p>A03C</p>  <p>0.5-6mm²</p>	<p>A30J</p>  <p>0.5-6mm²</p>	<p>A30JC</p>  <p>1.0-6mm²</p>
<p>A06WF2C</p>  <p>0.5-2.5mm²</p>	<p>A04WFL</p>  <p>0.5-4mm²</p>	<p>A26TW</p>  <p>2x0.5-6mm²</p>	<p>A35WF</p>  <p>10-35mm²</p>
<p>A04WF</p>  <p>1.0-6mm²</p>	<p>A16WF</p>  <p>4-16mm²</p>	<p>A0616WFL</p>  <p>6, 10, 16mm²</p>	<p>A625GFL</p>  <p>6-25mm²</p>
<p>A1050</p>  <p>10A-50A</p>	<p>A05FL / A-FL</p>  <p>4.8-6.3mm² 4.8mm²</p>	<p>A07FL</p>  <p>1.25-2.5mm²</p>	<p>A1HK</p>  <p>2mm/2.2mm/2.4mm²</p>

Range of use

Crimping range (mm ²)	Terminals Type
Pre-insulated end terminals (ferrule) 0.25~35mm ²	
Pre-insulated twin end terminals (ferrule) 2×0.5, 1.0, 1.5, 2.0, 2.5, 4, 6, 10, 16mm ²	
Pre-insulated terminals 1.0, 2.0, 2.5, 4.0, 6.0mm ²	
Un-insulated terminals 0.5, 1.0, 1.5, 2.0, 2.5, 4.0, 6.0, 10mm ²	
Tabs and Receptacles 1.0, 2.0, 2.5, 4.0, 6.0mm ²	
Contact pin for rectangular connectors 1.0, 2.0, 4.0mm ²	

Note

The crimping machine it is deliver some standard with 1 crimping die set. Please check the die sets list. If order its places without any specification about the die set, we will provide one random from the standard list. Please be aware that customised die sets are not included some standard. Extra die sets can be purchase on request!



Distributor in EU (Denmark and Nordic)

TEK+ Electronic Aps
www.tek-tools.dk
info@tek-tools.dk