



Zhejiang VASUNG Tools Co.,Ltd.

FEK-300L Terminal Crimping Machine



Pneumatic Type

In order to ensure the safe use, please read this operation instruction carefully before operation

Product parameters

Name	Pneumatic Type Terminal Crimping Machine
Model	FEK-300L
Crimping range	8~300mm ² for non-insulated terminals
Air pressure range	0.5~0.8MPa
Output	9.0T
Weight	10.5Kg
Overall dimension	400 × 200 × 210mm


Accessories included

Name	Quantity
Air tube	2
Foot air valve	1
Operation instruction	1
Crimping Die Set	1

Operation Instruction for FEK-300L

Production description


FEK-300L can replace the manual crimping tool. You can work free from the boredom, repeated manual crimping mode with the pneumatic crimping machine, the crimping speed is 10 times of the manual crimping tools, it has a greater cost advantage, and it is applicable for the international standard welding or tubular electrical connection termination crimping, the materials of the precision die sets is made of high quality alloy steel by the special heat treatment process, it is with the advantages of fast replacement, quick crimping, reliable firmness after crimping.



Interchangeable
Crimping Dies



FOR SC or TO tube terminals



The crimping dies used for FEK-300L are interchangeable. There are many types of crimping die sets for selection on page 5. We also can customize crimping die sets for special terminals.

FEK-300L is the first crimping machine in the world for crimping the non-insulated terminal of 8~300mm² with the air source. The machine can provide extremely convenient and quick service for the user to greatly promote the practical value and convenient use of the tools. The parts of the crimping machine are made of the special alloy steels by many precision stamping after heat treatment, the sections are smooth and flattened. The crimping die sets are made of super hard tool steel with the advantages of long life, accurate aperture size and good crimping effect. The crimping mode can be hexagonal type or indent type. Each crimping machine shall be equipped with 1 set of crimping dies, the customers can select different crimping die sets according to different job requirement from page 5.

Product introduction

This product uses the double-acting standard cylinder driving, has the high efficiency and high quality advantages on the crimping force and crimping speed. It is applicable for crimping large quantities of terminals. If the diversified forms of crimping terminals are used. Our company have many kinds of crimping die sets for selection.

Operating instructions

It is recommended for the user to read this instruction manual carefully before using this equipment, to be familiar with the use method and technology performance.

■ Using method

Please connect to the air tube in accordance with the corresponding markings of the equipment and accessories,

- Open the air source, the crimping can be conducted only after the clamp head of the equipment in open state.
- After the crimping die sets is installed, slowly step on the foot air valve so that the machine can operate at low speed, to check the installation situation of the crimping die sets.
- Place the terminal in the corresponding die sets, step on the foot air valve, release the air valve after the completion of the crimping..
- The crimping speed can be manually controlled according to the speed when stepping on the air valve, or adjusted by selecting the matched pipe joint with the throttling valve.

Operation Instruction for FEK-300L

■ Service conditions and notes

- The fluid used for the equipment: compressed air.
- Use environment and fluid temperature: 5 ~ 60°C .
- The medium used for the equipment cylinder can be used only after it is filtered by filter element of 40 um and above (i.e., the air source used for the cylinder shall be used after it is filtered by air filter
- The corresponding air tube and joint shall be chosen for the pipeline connecting to the equipment and internal dirty objects must be removed, in order to prevent the sundry into the cylinder from damage to the cylinder.
- When crimping big square terminals, please ensure the air source and air pressure is sufficient.
- If it is used in low temperature environment, the antifreeze measures shall be taken to prevent the water in the system from freezing.
- Suggestion: The medium used for the cylinder can be used after the lubricant is filled (i.e. the oil sprayer is installed in the air supply pipeline; It is proposed to use the turbine oil No. 1 ISOVG32).

■ Maintenance and Storage Notes

- Before using, the connection positions of the sliding shafts of the machine should be filled with a little lubricating oil to extend the service life of the machine.
- The product is the pneumatic product, it shall not be placed in the high temperature and low temperature, high humidity environments no matter when use or store.
- In no use, it shall be kept clean and dry to avoid rust, the removed intake and exhaust ports shall be blocked with the dust cap or taken the other dust prevention measures

■ Crimping die sets replacement method

- Shut off the air source to avoid the risk caused by the improper operation.
- Die sets can be replaced rapidly, need to push the fixture positioning button above to both sides.
- Replace it with the required crimping die sets.

■ Notes when loading and unloading the crimping die sets





- The crimping die sets are used in pairs, when installing, please confirm that the upper and lower die sets are in the centered positions.
- After installing the die sets, slowly step on the foot air valve, so that the machine can operate at low speed, to check the installation situation of the crimping die sets.

Quality assurance

Our guarantees that all products are strictly performed the quality inspection before leaving the factory, the company will provide you with the perfect after-sale security services in accordance with the regulations of three guarantees for products. The company will provide you with the quality assurance of 12 months under normal service conditions from the date of purchase, the followings do not belong to the warranty scope:

- Application of the non-provisions of FEK-300L.
- Inappropriate workplace
- Inappropriate application and application beyond the provisions of the operating instructions.
- Reformation of FEK-300L without authorization
- Continuous use of FEK-300L under the failure situation
- Continuous use after crimping more than 500,000 times. It shall be maintained by the manufacturer after crimping more than 500,000 times.
- Inappropriate die installation/repair
- No use of original crimping die sets and original spare parts.

Die sets for selection

Item No. of Die Sets	For Terminals	Diameter (mm)	Crimping range (mm ²)	AWG	Crimped Shape	Terminal Type
SC-10W-25W	SC10,16,25	6.2, 7.1, 8.8	10,16,25	10, 8, 6	 Hexagonal  (TO)	
SC-35W-50W	SC35,50	10.6,12.4	35,50	4, 2		
SC-70W	SC70	14.7	70	1/0		
SC-95W	SC95	17.4	95	3/0		
SC-120W	SC120	19.4	120	4/0		
SC-150W	SC150	21.2	150			
SC-185W	SC185	23.5	185			
SC-240W	SC240	26.5	240			
SC-300W	SC300	30	300			
RN-8D-14D	RNB8/RNB14	7.2,9.0	8,14			 Indent  (TO) and (DTGA)
RN-22D	RNB22	11.5	22	8, 6		
RN-38D	RNB38	13.2	38	4		
RN-60D	RNB60	15.4	60	2		
RN-70D	RNB70	17.5	70	1/0		
RN-100D	RNB100	22.1	100	2/0		
RN-150D	RNB150	26.6	150	4/0		
RN-180D	RNB180	28.6	180			



The large metal parts or materials cannot be fed into the crimping die sets for avoiding to damaging the crimping die sets.

Based on security reasons, FEK-300L is prohibited to transform and the part is prohibited to replace and change without authorization.



Distributor in EU (Denmark and Nordic)

TEK+ Electronic ApS
www.tek-tools.dk
info@tek-tools.dk